

Online Surveys

Develop, launch and analyse Web-based surveys

[My Surveys](#)

[Create Survey](#)

[My Details](#)

[Account Details](#)

[Account Users](#)

Need help? Search our [knowledgebase](#):

You are here: Winchester Student Union: What do you Think? Results

Winchester Student Union: What do you Think? Results

The results from the survey are presented below question by question. Apart from viewing your results below you also have the option to:

Survey Overview

Number of respondents: 1032
Expected number of respondents: 1500
Response rate: 68.8%
Launch date: 01 Feb 2010
Close date: 01 Mar 2010

Cross Tabulate Results

- cross-reference two questions to see the correlation of their answers

Cross Tabulate Whole Survey

- cross-reference the whole survey against a chosen question

Export Results

- export survey results in text or coded format for use in other packages

Filter Results

- filter results by answers to specific questions or by excluding questions

Load Filter

- filter results using a previously stored filter

Individual Responses

- step through individual responses

Show Extra Statistics

- view additional statistics

Show Incomplete Surveys

- view responses from incomplete surveys (NB: this report is currently slow)

Add / Edit Classification Tags

- add or edit question classification tags for filtering

Add / Edit / Delete Colour Thresholds

- add, edit or delete thresholds for colour coding of questions

Section 2: About you:

1. What age group do you fit into?
 (Tags: you)

18-21:		78.7%	812
22-25:		12.5%	129
26-30:		3.4%	35
31-40:		2.6%	27
40+:		2.8%	29

2. What Faculty are you in? (select your home faculty)
 (Tags: you)

Arts:		38.5%	396
Business, Law and Sports:		22.4%	231
Education, Health, and Social Care:		23.7%	244

Humanities and Social Sciences:		15.2%	156
Not sure / N/a:		0.2%	2

3. What type of course do you study? (Tags: you)

Foundation Degree (FdA)/HND/HNC:		2.6%	27
Certificate/Short course/Professional course:		1.2%	12
Undergraduate degree (BA/BSc/LLB Law):		91.3%	942
Taught Masters (MA/MSc):		2.5%	26
Postgrad Research (MPhil/PhD):		1.2%	12
Not sure:		1.3%	13

4. Are you studying at Winchester? (Tags: you)

Yes I am based at main campus or West Downs Campus Winchester.:		98.3%	1014
No I am studying elsewhere.:		1.7%	18

5. Do you study full or part-time? (Tags: you)

Full-time:		94.5%	975
Part-time:		5.5%	57

6. What year of study are you in currently in on your current course? (Tags: you)

1st Year:		42.3%	437
2nd Year:		31.0%	320
3rd Year:		23.9%	247
4th or more:		2.7%	28


7. Where do you live?

On campus:		26.6%	274
Off campus:		73.4%	758



8. Have you been employed by Winchester Student Union at any point during your time at University? (Tags: you)

Yes:		4.4%	45
No:		95.6%	987

9. Have you been employed by The University of Winchester at any point during your time at University?
(Tags: *you*)

Yes:		18.1%	187
No:		81.9%	845







10. Do you currently have a part time job during term time?
(Tags: *you*)

Yes:		46.9%	484
No:		53.1%	548







Section 3: About the SU:

11. About the SU:
(Tags: *su*)



11.a. I know what Winchester Student Union does and how it is run? -- Please select one choice:

Definitely agree:		14.5%	149
Mostly agree:		58.6%	603
Neither agree nor disagree:		13.6%	140
Mostly disagree:		8.6%	89
Definitely disagree:		3.6%	37
N/A not applicable:		1.1%	11

11.b. I have input into decisions made by my Student Union? -- Please select one choice:
(Tags: *su*)

Definitely agree:		4.4%	45
Mostly agree:		19.1%	194
Neither agree nor disagree:		34.4%	350
Mostly disagree:		20.2%	206
Definitely disagree:		16.9%	172
N/A not applicable:		5.0%	51



12. I know how to get in touch with a Student Union officer?
(Tags: *su*)

Yes:		61.4%	634
No:		38.6%	398



13. I have contacted a Student Union Officer during my time at University?
(Tags: *su*)



Yes:		23.1%	238
No:		76.9%	794


14. I know where the Student Union reception is?

(Tags: <i>su</i>)			
Yes:		95.3%	984
No:		4.7%	48



15. I have used the Student Union reception? (Tags: <i>su</i>)			
Yes:		78.2%	807
No:		21.8%	225



16. I know how to get in touch with a student representative for my course? (Tags: <i>su</i>)			
Yes:		67.0%	691
No:		33.0%	341




17. I have contacted a Student Rep for my course? (Tags: <i>su</i>)			
Yes:		27.1%	280
No:		72.9%	752

18. I have bought an NUS Extra card? (Tags: <i>su</i>)			
Yes:		78.0%	805
No:		22.0%	227

Section 4: About Democracy:

19. I have considered or have stood for an elected position in the Student Union? (Tags: <i>democracy</i>)			
Yes:		7.9%	82
No:		92.1%	950

20. I have voted in a Student Union Election? (Tags: <i>democracy</i>)			
Yes:		35.7%	368
No:		64.3%	664

20.a. If you have voted in an Student Union election, the following statement most closely matches your reason for voting . (Tags: <i>democracy</i>)			
I wanted to choose the people who represent me:		42.4%	156
I thought it important to exercise my democratic right:		18.5%	68
All of my friends voted so I felt I should to:		0.8%	3

I knew a candidate:		24.7%	91
I was a candidate:		2.7%	10
I was pressured by a candidate:		1.1%	4
It was easy to do online:		9.8%	36

20.a.i. If you have **not voted** in a Student Union election, the following statement most closely matches your reasons for **not voting**.
(Tags: *democracy*)

I didn't know that elections were taking place:		56.8%	142
I didn't know how to vote:		20.4%	51
I didn't like or agree with the candidates' views:		6.8%	17
I didn't see the point of voting:		14.4%	36
I don't believe in the political system:		1.6%	4























21. I plan to vote in the forthcoming main Student Union elections in March?
(Tags: *democracy*)
























Yes:		44.7%	461
No:		10.9%	113
Not sure:		44.4%	458





Section 5: About Services:

22. I have used the following services at King Alfred/West Downs campus?
(Tags: *services*)







West Downs Shop:		n/a	757
Main Campus Shop:		n/a	956
West Downs Laundry:		n/a	473
Main Campus Laundry:		n/a	192
West Downs coffee bar:		n/a	321
Student Centre helpdesk:		n/a	373
Learning Café:		n/a	963
The Bookshop:		n/a	690
The Food Hall (canteen):		n/a	873
The Terrace Bar:		n/a	858
Games Room food hatch:		n/a	697
The Vault:		n/a	849
The safety bus:		n/a	328
The Box Office:		n/a	619

			
23. I think that the following services are provided by... (Tags: <i>services</i>)			
23.a. West Downs Shop -- Please select an answer for each row below:			
The Union:		46.0%	470
The University:		43.4%	443
Someone else:		10.6%	108
23.b. Main Campus Shop -- Please select an answer for each row below: (Tags: <i>services</i>)			
The Union:		49.7%	506
The University:		38.9%	396
Someone else:		11.5%	117
23.c. West Downs Laundry -- Please select an answer for each row below: (Tags: <i>services</i>)			
The Union:		11.3%	115
The University:		82.2%	836
Someone else:		6.5%	66
23.d. Main Campus Laundry -- Please select an answer for each row below: (Tags: <i>services</i>)			
The Union:		11.7%	119
The University:		81.6%	827
Someone else:		6.6%	67
23.e. West Downs coffee bar -- Please select an answer for each row below: (Tags: <i>services</i>)			
The Union:		35.3%	358
The University:		49.3%	500
Someone else:		15.4%	156
23.f. Student Centre helpdesk -- Please select an answer for each row below: (Tags: <i>services</i>)			
The Union:		36.1%	367
The University:		62.8%	639
Someone else:		1.1%	11
23.g. Learning Café -- Please select an answer for each row below: (Tags: <i>services</i>)			
The Union:		16.2%	165
The University:		75.1%	765
Someone else:		8.6%	88
23.h. The Bookshop -- Please select an answer for each row below: (Tags: <i>services</i>)			
The Union:		8.1%	83







			
The University:		58.7%	599
Someone else:		33.2%	339
23.i. The Food Hall (canteen) -- Please select an answer for each row below: (Tags: <i>services</i>)			
The Union:		12.3%	126
The University:		77.5%	793
Someone else:		10.2%	104
23.j. The Terrace Bar -- Please select an answer for each row below: (Tags: <i>services</i>)			
The Union:		75.2%	766
The University:		21.8%	222
Someone else:		3.0%	31
23.k. Games Room food hatch -- Please select an answer for each row below: (Tags: <i>services</i>)			
The Union:		66.4%	677
The University:		28.1%	287
Someone else:		5.5%	56
23.l. The Vault -- Please select an answer for each row below: (Tags: <i>services</i>)			
The Union:		87.5%	889
The University:		11.5%	117
Someone else:		1.0%	10
23.m. The Safety bus -- Please select an answer for each row below: (Tags: <i>services</i>)			
The Union:		69.7%	707
The University:		24.0%	244
Someone else:		6.3%	64
23.n. The Box Office -- Please select an answer for each row below: (Tags: <i>services</i>)			
The Union:		82.0%	831
The University:		14.8%	150
Someone else:		3.2%	32
24. I rate the food from the below outlets as... (Tags: <i>services</i>)			
24.a. West Downs Coffee Shop -- Please select an answer for each row below: (Tags: <i>services</i>)			
Excellent:		4.7%	48
Good:		20.2%	206

Fair:		12.0%	123
Poor:		1.7%	17
Awful:		0.2%	2
No opinion:		61.3%	626







24.b. Learning Café -- Please select an answer for each row below:
(Tags: *services*)

Excellent:		9.8%	100
Good:		45.3%	463
Fair:		27.8%	284
Poor:		4.1%	42
Awful:		0.3%	3
No opinion:		12.7%	130

24.c. Food Hall -- Please select an answer for each row below:
(Tags: *services*)






Excellent:		13.5%	138
Good:		52.2%	533
Fair:		19.7%	201
Poor:		4.5%	46
Awful:		0.7%	7
No opinion:		9.5%	97

24.d. Games Room hatch -- Please select an answer for each row below:
(Tags: *services*)

Excellent:		13.9%	141
Good:		40.6%	413
Fair:		17.8%	181
Poor:		3.8%	39
Awful:		0.7%	7
No opinion:		23.3%	237

25. I rate the coffee from the following outlets as...
(Tags: *services*)

25.a. West Downs Coffee Shop -- Please select an answer for each row below:
(Tags: *services*)

Excellent:		5.9%	60
Good:		16.2%	166
Fair:		7.8%	80
Poor:		1.2%	12
Awful:		0.7%	7

No opinion:		68.3%	699
25.b. Learning Café -- Please select an answer for each row below: (Tags: <i>services</i>)			
Excellent:		16.2%	166
Good:		32.1%	329
Fair:		12.6%	129
Poor:		1.0%	10
Awful:		0.7%	7
No opinion:		37.5%	384
25.c. Terrace Bar -- Please select an answer for each row below: (Tags: <i>services</i>)			
Excellent:		12.3%	126
Good:		26.7%	273
Fair:		9.6%	98
Poor:		1.7%	17
Awful:		0.7%	7
No opinion:		49.1%	502

Section 6: About getting involved:

26. I have participated in a community volunteering project whilst at University?
(Tags: *involvement*)

Yes:		11.4%	118
No:		88.6%	914

27. I would like to participate in a community volunteering project whilst at University?
(Tags: *involvement*)

Yes if the right project:		63.4%	654
No:		36.6%	378

27.a. If you answered yes to the above - the type of volunteering project that I would most enjoy is? (please select one answer)...
(Tags: *involvement*)

Litter & waste:		n/a	49
Sporting:		n/a	143
Social/Humanitarian:		n/a	206
Arts & Entertainment:		n/a	344
Festivals:		n/a	304
Children's events:		n/a	334
Ecology and animals:		n/a	129
Energy conservation:		n/a	76

Disaster relief:		n/a	185
------------------	--	-----	-----

28. I am a member of a sports team here at the University?
(Tags: *involvement*)

Yes:		16.8%	173
No:		83.2%	859

29. I am a member of a society here at the University?
(Tags: *involvement*)

Yes:		27.4%	283
No:		72.6%	749

Section 7: About our communication:

30. I have seen a poster or flyer advertising a Student Union event?
(Tags: *communication*)

Yes:		96.9%	1000
No:		3.1%	32

31. I have read or am aware of, WoW (What's On Winchester), the Student Union's fortnightly newsletter?
(Tags: *communication*)

Yes:		77.1%	796
No:		22.9%	236

31.a. The following best describes my reading of WoW (What's On Winchester):
(Tags: *communication*)

I read all of it:		27.3%	217
I read some of it:		34.7%	276
I read a few pages:		11.8%	94
I did not read any of it:		1.8%	14
I only read the bits that caught my eye:		17.8%	142
I only looked at the pictures:		0.9%	7
I was never issued one:		5.5%	44
I lost it before I could read it:		0.3%	2

32. I have read the Union Guide, the booklet issued during freshers?
(Tags: *communication*)

Yes:		60.4%	623
No:		39.6%	409

32.a. The following best describes my reading of The Union Guide:
(Tags: *communication*)

I read all of it:		26.6%	166
-------------------	--	-------	-----

I read some of it:		43.2%	269
I read a few pages:		17.2%	107
I did not read any of it:		0.0%	0
I only read the bits that caught my eye:		12.0%	75
I only looked at the pictures:		0.6%	4
I was never issued one:		0.2%	1
I lost it before I could read it:		0.2%	1

33. I believe that the quality of SU printed materials are...

(Tags: *communication*)

33.a. What's On Winchester (WOW) -- Please select an answer for each row below:

(Tags: *communication*)

Excellent:		14.1%	145
Good:		43.3%	445
Fair:		17.1%	176
Poor:		2.4%	25
Awful:		0.6%	6
No opinion:		22.5%	231

33.b. Posters -- Please select an answer for each row below:

(Tags: *communication*)

Excellent:		27.6%	283
Good:		51.4%	527
Fair:		13.7%	141
Poor:		1.2%	12
Awful:		0.2%	2
No opinion:		5.9%	61

33.c. Flyers -- Please select an answer for each row below:

(Tags: *communication*)

Excellent:		16.6%	170
Good:		52.7%	539
Fair:		19.4%	198
Poor:		2.3%	24
Awful:		0.4%	4
No opinion:		8.5%	87

33.d. Entertainment Wall planners -- Please select an answer for each row below:

(Tags: *communication*)

Excellent:		34.7%	356

Good:		36.1%	370
Fair:		11.6%	119
Poor:		1.9%	19
Awful:		0.4%	4
No opinion:		15.3%	157

33.e. Union Guide Handbook -- Please select an answer for each row below:
(Tags: *communication*)

Excellent:		11.2%	115
Good:		38.4%	393
Fair:		16.8%	172
Poor:		2.0%	20
Awful:		0.3%	3
No opinion:		31.3%	320

34. I would most like to find out about Student Union events by the following method? (please select one answer)...
(Tags: *communication*)

Email updates to Uni account:		18.6%	191
Email updates to other account:		2.1%	22
Facebook:		28.2%	290
Flyers/leaflets:		5.3%	54
Posters:		14.4%	148
Newsletter:		2.7%	28
Text message:		1.7%	17
Portal messages:		21.6%	222
winchesterstudents.co.uk:		2.6%	27
I would rather not hear about Student Union events:		2.8%	29

35. I have visited the Student Union's website, winchesterstudents.co.uk
(Tags: *communication*)

Yes:		79.9%	825
No:		20.1%	207

36. This is how I rate the following elements of winchesterstudents.co.uk ...
(Tags: *communication*)

36.a. Appearance -- Please select an answer for each row below:
(Tags: *communication*)

Excellent:		10.4%	106

Good:		51.4%	522
Fair:		15.7%	160
Poor:		3.7%	38
Awful:		1.1%	11
No opinion:		17.6%	179

36.b. Quality of content -- Please select an answer for each row below:
(Tags: *communication*)

Excellent:		9.4%	95
Good:		47.4%	481
Fair:		21.3%	216
Poor:		3.3%	33
Awful:		0.8%	8
No opinion:		17.9%	182

36.c. Ease of navigation -- Please select an answer for each row below:
(Tags: *communication*)

Excellent:		9.5%	96
Good:		39.3%	399
Fair:		24.0%	244
Poor:		7.9%	80
Awful:		1.7%	17
No opinion:		17.6%	179

36.d. Current and updated -- Please select an answer for each row below:
(Tags: *communication*)



























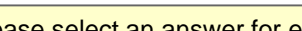

Excellent:		11.3%	115
Good:		41.1%	417
Fair:		22.1%	224
Poor:		4.8%	49
Awful:		0.8%	8
No opinion:		19.9%	202

Section 8: About our bars, shops, and entertainment:

37. This statement best sums up my opinion of the following Student Union bars, shops, events...
(Tags: *commercial*)

37.a. The Vault -- Please select an answer for each row below:
(Tags: *bar commercial*)

Excellent:		44.5%	458
Good:		37.4%	385
Fair:		6.3%	65

Poor:		1.3%	13
Awful:		0.6%	6
No opinion:		9.9%	102
37.b. The Terrace Bar -- Please select an answer for each row below: (Tags: <i>bar commercial</i>)			
Excellent:		30.8%	316
Good:		49.6%	509
Fair:		9.8%	101
Poor:		0.8%	8
Awful:		0.4%	4
No opinion:		8.6%	88
37.c. The Main campus shop -- Please select an answer for each row below: (Tags: <i>commercial shop</i>)			
Excellent:		14.8%	152
Good:		53.9%	554
Fair:		23.6%	242
Poor:		3.6%	37
Awful:		1.4%	14
No opinion:		2.7%	28
37.d. West Downs Shop -- Please select an answer for each row below: (Tags: <i>commercial shop</i>)			
Excellent:		7.0%	72
Good:		35.2%	362
Fair:		26.4%	271
Poor:		7.4%	76
Awful:		2.2%	23
No opinion:		21.8%	224
37.e. The Christmas Ball -- Please select an answer for each row below: (Tags: <i>commercial ents</i>)			
Excellent:		12.1%	125
Good:		18.4%	189
Fair:		12.0%	123
Poor:		5.5%	57
Awful:		2.2%	23
No opinion:		49.8%	512
37.f. The Summer Ball -- Please select an answer for each row below: (Tags: <i>commercial ents</i>)			
Excellent:		6.8%	70

Good:		11.6%	119
Fair:		8.5%	87
Poor:		4.2%	43
Awful:		2.1%	22
No opinion:		66.7%	683

37.g. Bop -- Please select an answer for each row below:
(Tags: *commercial ents*)

Excellent:		27.4%	282
Good:		31.1%	320
Fair:		13.5%	139
Poor:		4.8%	49
Awful:		3.7%	38
No opinion:		19.6%	202

37.h. Flirt -- Please select an answer for each row below:
(Tags: *commercial ents*)

Excellent:		24.7%	254
Good:		31.8%	328
Fair:		14.0%	144
Poor:		4.6%	47
Awful:		3.0%	31
No opinion:		21.9%	226

37.i. u:disco -- Please select an answer for each row below:
(Tags: *commercial ents*)

Excellent:		3.5%	36
Good:		12.2%	126
Fair:		11.3%	116
Poor:		7.9%	81
Awful:		5.0%	51
No opinion:		60.2%	619







38. This statement best sums up my opinion of the following Winchester night time venues...
(Tags: *commercial*)

38.a. Mikiki Lounge -- Please select an answer for each row below:
(Tags: *commercial*)







Excellent:		6.4%	66
Good:		23.8%	244
Fair:		15.7%	161
Poor:		5.1%	52

Awful:		3.6%	37
No opinion:		45.4%	465







38.b. Bar 3one -- Please select an answer for each row below:
(Tags: *commercial*)

Excellent:		7.9%	81
Good:		28.3%	290
Fair:		18.5%	189
Poor:		8.7%	89
Awful:		7.5%	77
No opinion:		29.1%	298







38.c. The Porthouse -- Please select an answer for each row below:
(Tags: *commercial*)

Excellent:		11.6%	119
Good:		27.7%	283
Fair:		17.2%	176
Poor:		7.3%	75
Awful:		8.3%	85
No opinion:		27.9%	285

38.d. Wetherspoons -- Please select an answer for each row below:
(Tags: *commercial*)

Excellent:		19.0%	195
Good:		41.7%	427
Fair:		18.7%	192
Poor:		3.7%	38
Awful:		1.7%	17
No opinion:		15.2%	156

38.e. O'Neills -- Please select an answer for each row below:
(Tags: *commercial*)

Excellent:		13.0%	133
Good:		36.6%	375
Fair:		20.5%	210
Poor:		4.0%	41
Awful:		1.4%	14
No opinion:		24.6%	252

39. This is how I believe the Student Union compares with Winchester venues...
(Tags: *commercial*)

39.a. Cleanliness -- Please select an answer for each row below:
(Tags: *commercial*)

--	--	--	--

Better at the Vault:		41.8%	430
About the same:		38.4%	395
Better in the City:		5.5%	57
Don't know:		14.2%	146

39.b. Atmosphere -- Please select an answer for each row below:
(Tags: *commercial*)

Better at the Vault:		40.0%	412
About the same:		31.6%	325
Better in the City:		13.4%	138
Don't know:		15.0%	154

39.c. Customer service -- Please select an answer for each row below:
(Tags: *commercial*)

Better at the Vault:		38.3%	394
About the same:		39.1%	402
Better in the City:		7.6%	78
Don't know:		15.0%	154

39.d. Price -- Please select an answer for each row below:
(Tags: *commercial*)

Better at the Vault:		68.5%	703
About the same:		13.8%	142
Better in the City:		2.4%	25
Don't know:		15.3%	157

40. I think that the cost of a pint of Carlsberg in the SU bar is...
(Tags: *bar commercial*)

£1:		4.2%	43
£1.20:		14.1%	146
£1.40:		9.9%	102
£1.50:		14.5%	150
£1.60:		7.4%	76
£1.70:		5.6%	58
£1.80:		16.0%	165
£1.90:		11.7%	121
£2.00:		11.3%	117
£2.20:		3.8%	39
£2.50:		1.5%	15

41. I think generally that drinks prices in the Student Union bars are...
(Tags: *bar commercial*)

Cheap:		35.9%	370
Reasonable:		50.1%	517
Expensive:		3.3%	34
Very Expensive:		0.9%	9
Don't know:		9.9%	102

42. I think that the Student Union bars could be improved by...
(Tags: *bar commercial*)

[View All Responses](#) - There are too many responses to display on this page and so all the responses to this question are available on a separate page.

43. So far this year, I would rate the entertainments programme as...
(Tags: *commercial ents*)

Excellent:		14.1%	145
Good:		49.4%	510
Fair:		16.6%	171
Poor:		2.1%	22
Awful:		0.9%	9
Not been/never used:		17.0%	175

44. The one thing the Student Union could do to improve the entertainments programme is...
(Tags: *commercial ents*)

[View All Responses](#) - There are too many responses to display on this page and so all the responses to this question are available on a separate page.

45. Of the below list of Entertainments I would most like to see more:
(Tags: *commercial ents*)

Specialist music nights:		8.3%	82
Live music:		31.3%	310
Theme nights:		12.5%	124
Foam parties:		13.3%	132
Silent discos:		6.4%	63
Formal events like balls:		4.1%	41
Comedy shows:		9.7%	96
Theatre and plays:		6.9%	68
Games nights:		3.4%	34
Quizzes:		4.0%	40

46. The frequency that I go out in the evenings is:
(Tags: *commercial ents*)

Every night:		0.1%	1

Most nights:		5.9%	61
3 nights a week:		20.1%	207
2 nights a week:		24.9%	257
Once a week:		18.0%	186
A few times a month:		19.9%	205
Once in a blue moon:		9.6%	99
Never:		1.6%	16

47. The frequency that I go to the Student Union in the evenings is:
(Tags: *commercial ents*)

Every night:		0.1%	1
Most nights:		1.3%	13
3 nights a week:		2.5%	26
2 nights a week:		18.9%	195
Once a week:		23.0%	237
A few times a month:		21.9%	226
Once in a blue moon:		19.0%	196
Never:		13.4%	138

48. When I go out for a night, on average I spend:
(Tags: *commercial ents*)

Less than £5:		5.1%	52
£6-10:		18.1%	184
£11-15:		26.8%	272
£16-20:		27.7%	281
£21-25:		14.3%	145
More than £25:		8.1%	82

49. When I go out for an evening, I would *most often* like to listen to the following music:
(Tags: *commercial ents*)

Indie:		10.8%	110
Dance:		11.4%	116
Pop:		16.2%	165
Rock:		11.4%	116
Cheesy tunes:		11.0%	112
Metal:		2.9%	30
R&B:		15.4%	157
Salsa/latin:		0.8%	8

Dub step:		1.6%	16
Hip-hop:		3.5%	36
Drum & bass:		2.4%	24
Funk/soul:		0.7%	7
Jazz:		1.1%	11
Blues:		0.8%	8
Live band:		7.1%	72
House/electro:		2.9%	29

50. The following things influence where I go for a night out, from most important (10) to least important (1):
(Tags: *commercial ents*)

50.a. Drink prices -- Please select:
(Tags: *bar commercial*)
































(10) (Most important):		23.7%	241
(9):		18.9%	192
(8):		19.8%	201
(7):		11.4%	116
(6):		7.2%	73
(5):		7.6%	77
(4):		3.4%	35
(3):		2.9%	29
(2):		1.7%	17
(1) (Least important):		3.4%	35

50.b. Entry price -- Please select:
(Tags: *commercial ents*)

(10) (Most important):		13.3%	135
(9):		22.2%	226
(8):		20.5%	208
(7):		17.1%	174
(6):		8.4%	85
(5):		7.2%	73
(4):		5.4%	55
(3):		2.5%	25
(2):		1.7%	17
(1) (Least important):		1.8%	18

50.c. Music genre -- Please select:
(Tags: *commercial ents*)

(10) (Most important):		17.8%	181
------------------------	--	-------	-----

(9):		14.2%	144
(8):		20.0%	203
(7):		15.4%	156
(6):		10.4%	106
(5):		10.4%	106
(4):		4.2%	43
(3):		3.5%	36
(2):		2.2%	22
(1) (Least important):		1.8%	18
50.d. Where everybody else goes -- Please select: (Tags: <i>commercial ents</i>)			
(10) (Most important):		18.0%	183
(9):		11.6%	118
(8):		12.4%	126
(7):		12.8%	130
(6):		8.0%	81
(5):		8.0%	81
(4):		7.5%	76
(3):		6.2%	63
(2):		4.7%	48
(1) (Least important):		10.7%	109
50.e. Good customer service -- Please select: (Tags: <i>bar commercial ents</i>)			
(10) (Most important):		4.6%	47
(9):		7.7%	78
(8):		12.4%	126
(7):		14.5%	147
(6):		16.9%	171
(5):		17.6%	178
(4):		13.1%	133
(3):		7.0%	71
(2):		4.1%	42
(1) (Least important):		2.1%	21
50.f. Close to home -- Please select: (Tags: <i>bar commercial ents</i>)			
(10) (Most important):		5.6%	57
(9):		6.9%	70

(8):		11.9%	121
(7):		13.2%	134
(6):		14.4%	146
(5):		13.9%	141
(4):		11.2%	114
(3):		11.2%	114
(2):		6.8%	69
(1) (Least important):		4.9%	50
50.g. Safe/friendly atmosphere -- Please select: (Tags: <i>bar commercial ents</i>)			
(10) (Most important):		17.7%	180
(9):		14.0%	142
(8):		14.4%	146
(7):		15.7%	159
(6):		14.0%	142
(5):		10.1%	103
(4):		7.6%	77
(3):		4.0%	41
(2):		1.1%	11
(1) (Least important):		1.4%	14
50.h. Product range -- Please select: (Tags: <i>bar commercial</i>)			
(10) (Most important):		2.0%	20
(9):		3.3%	34
(8):		6.9%	70
(7):		9.9%	100
(6):		10.0%	101
(5):		12.5%	127
(4):		12.0%	122
(3):		14.8%	150
(2):		15.0%	152
(1) (Least important):		13.7%	139
50.i. Dress code/theme -- Please select: (Tags: <i>commercial ents</i>)			
(10) (Most important):		1.9%	19
(9):		1.8%	18
(8):		7.0%	71

(7):		9.0%	91
(6):		7.8%	79
(5):		12.0%	122
(4):		11.4%	116
(3):		15.9%	161
(2):		16.7%	169
(1) (Least important):		16.7%	169

50.j. Can hear ourselves talk -- Please select:
(Tags: *bar commercial ents*)

(10) (Most important):		5.7%	58
(9):		5.9%	60
(8):		7.4%	75
(7):		8.7%	88
(6):		8.8%	89
(5):		11.2%	114
(4):		7.3%	74
(3):		11.2%	114
(2):		12.5%	127
(1) (Least important):		21.4%	218

51. Compared to other convenience stores such as One Stop, I think that the Student Union shops are good value for money?
(Tags: *commercial shop*)

Definitely agree:		2.6%	27
Mostly agree:		26.0%	267
Neither agree nor disagree:		21.1%	216
Mostly disagree:		28.6%	293
Definitely disagree:		14.5%	149
N/A not applicable or don't know:		7.2%	74

52. Compared to other convenience stores such as One Stop, I think that the Student Union shops have a good product range?
(Tags: *commercial shop*)

Definitely agree:		2.7%	28
Mostly agree:		34.6%	355
Neither agree nor disagree:		26.4%	271
Mostly disagree:		20.7%	212
Definitely disagree:		9.1%	93

N/A not applicable or don't know:		6.4%	66

53. I am happy with the opening times of the Student Union shops?
(Tags: *commercial shop*)

Definitely agree:		13.7%	140
Mostly agree:		51.3%	524
Neither agree nor disagree:		16.9%	173
Mostly disagree:		8.8%	90
Definitely disagree:		3.2%	33
N/A not applicable or don't know:		6.1%	62

54. I buy Fairtrade products from the Student Union shops?
(Tags: *commercial shop*)

Always:		1.7%	18
Most of the time:		9.0%	93
Some of the time:		30.7%	317
Occasionally:		29.6%	305
Never:		18.4%	190
Don't know/not sure:		10.6%	109

55. If I could add one item to the product range in the Student Union shops it would be?
(Tags: *commercial*)

[View All Responses](#) - There are too many responses to display on this page and so all the responses to this question are available on a separate page.

Section 9: About your overall impressions of us:

56. Overall I would rate the quality of all of the services, activities and venues of the Student Union as being...
(Tags: *overall*)

Excellent:		18.7%	193
Good:		59.4%	613
Fair:		15.7%	162
Poor:		1.6%	16
Awful:		0.4%	4
Not been/never used:		4.3%	44

57. Over all the Student Union has made a positive impact to my time at University?
(Tags: *overall*)

Definitely agree:		37.1%	383
-------------------	--	-------	-----

Mostly agree:		37.5%	387
Neither agree nor disagree:		15.5%	160
Mostly disagree:		3.0%	31
Definitely disagree:		1.3%	13
N/A not applicable or don't know:		5.6%	58

58. The Student Union has been successful in representing the views of students?
(Tags: *overall*)

Definitely agree:		14.8%	153
Mostly agree:		45.2%	466
Neither agree nor disagree:		24.3%	251
Mostly disagree:		4.9%	51
Definitely disagree:		1.4%	14
N/A not applicable or don't know:		9.4%	97

59. The following statement best sums up my view of Winchester Student Union:
(Tags: *overall*)

I love the Student Union:		26.4%	272
I like the Student Union:		44.3%	457
The Student Union is Ok:		21.2%	219
I don't really like the Student Union:		1.1%	11
I dislike the Student Union:		1.1%	11
I don't care about the Student Union one way or the other:		6.0%	62

60. I think that Winchester Student Union could make my time at University more fun by...
(Tags: *overall*)

[View All Responses](#) - There are too many responses to display on this page and so all the responses to this question are available on a separate page.

Section 10: Prize Draw Entry:

61. Enter your University (winchester.ac.uk) E-mail address here if you you'd like the chance to win a great prize:
(Tags: *draw*)

[View All Responses](#) - There are too many responses to display on this page and so all the responses to this question are available on a separate page.